No part of this document may be re-produced or transmitted in any form or stored in any retrieval system of any nature without the written permission from Douglas Carroll Consulting Engineers as copyright holder except as agreed for use on the project for which the document was originally issued. © Douglas Carroll Consulting Engineers Copyright.

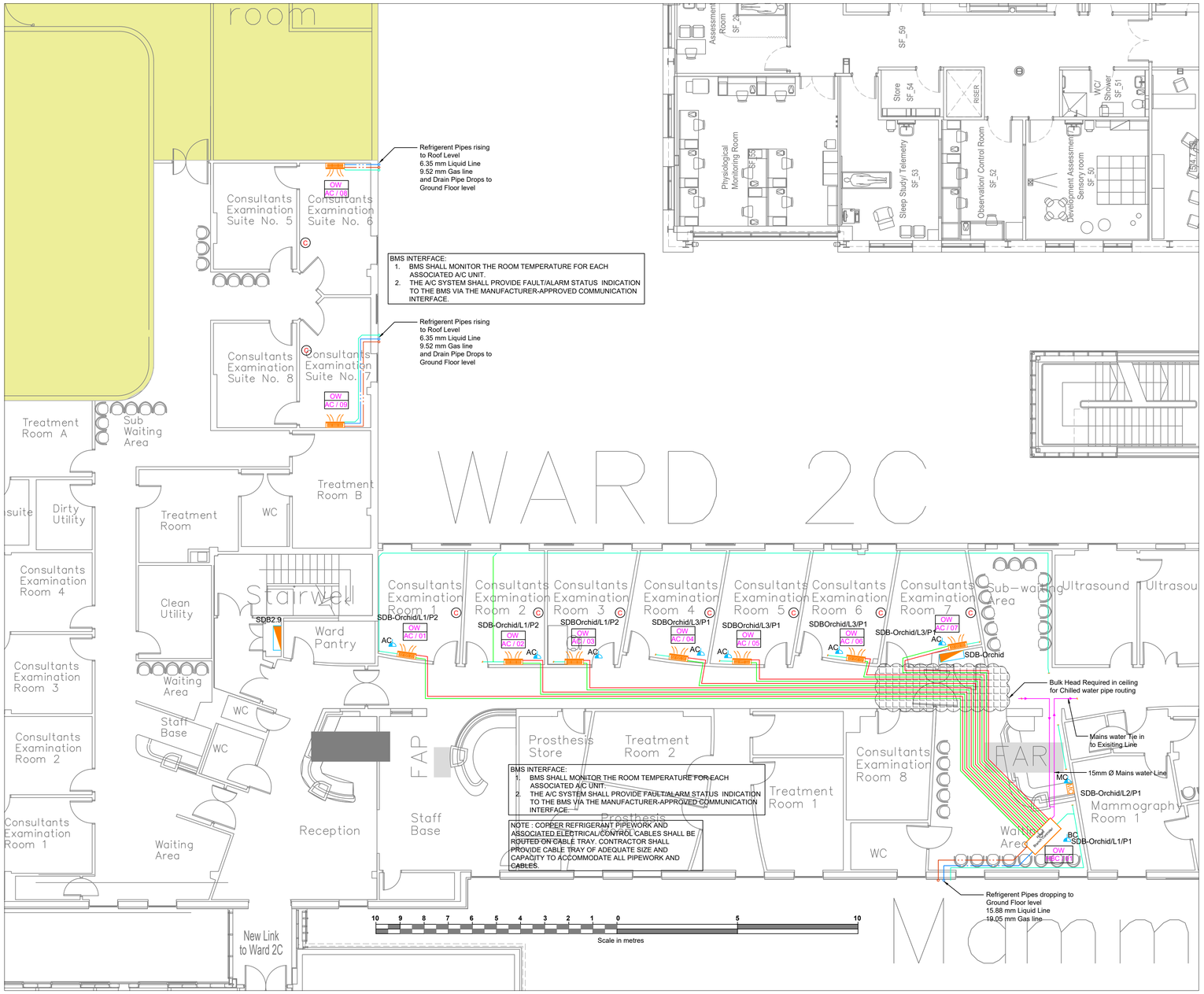




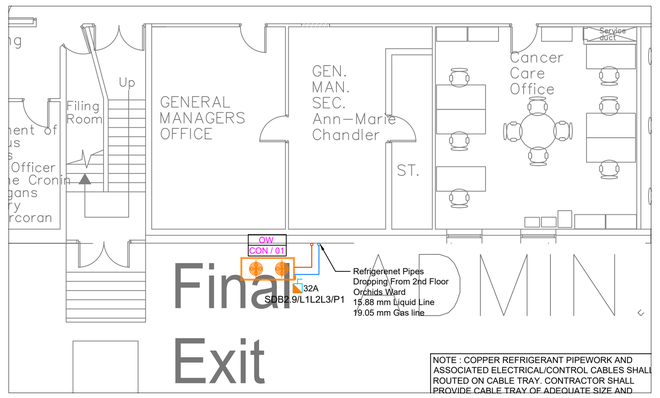


**GROUND FLOOR LEVEL**

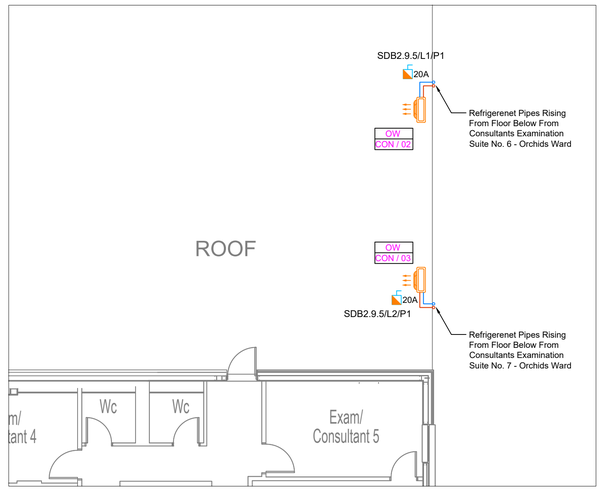


**THIRD FLOOR LEVEL**

**SECOND FLOOR LEVEL - ORCHID WARD**

GENERAL NOTES

1. THIS DRAWING SHALL BE READ IN CONJUNCTION WITH ALL OTHER DRAWINGS, DETAILS, SCHEMATICS DOCUMENTATION AND APPENDICES.
2. CONTRACTOR SHALL CONFIRM THAT THEY HAVE CHECKED AND COORDINATED ALL EQUIPMENT DIMENSIONS INTO THEIR INSTALLATION DRAWINGS PRIOR TO PLACING OF ORDER.
3. TEMPERATURE CONTROLLER SHALL BE INSTALLED TO CONTROL +/- 3 DEGREES AROUND SETPOINT DEFINED ON BMS.
4. ALL HVRF EQUIPMENT AND PIPEWORK SHALL BE INSTALLED IN ACCORDANCE WITH THE MANUFACTURER'S REQUIREMENTS AND PROJECT SPECIFICATION.
5. REFRIGERANT PIPEWORK SHALL BE HARD DRAWN COPPER, SIZED IN ACCORDANCE WITH THE MANUFACTURER'S REQUIREMENTS.
6. REFRIGERANT PIPE INSULATION SHALL BE PROVIDED WITH ALUMINIUM CLADDING/FOIL FINISH.
7. REFRIGERANT PIPEWORK SHALL BE ROUTED ON CABLE TRAYS. PROVIDE COVERED CABLE TRAYS WHERE PIPEWORK IS EXPOSED.
8. PROVIDE VALVE ARRANGEMENT AS SHOWN ON THE TYPICAL DETAIL.
9. PROVIDE AUTOMATIC AIR VENTS AT ALL HIGH POINTS OF WATER PIPEWORK.
10. ALL WATER-SIDE PIPEWORK SHALL BE FLUSHED, CLEANED, PRESSURE TESTED AND COMMISSIONED PRIOR TO HANDOVER
11. PROVIDE DRAIN PUMPS FOR ALL HI-WALL INDOOR UNITS. CASSETTE UNITS SHALL BE PROVIDED WITH INTEGRAL DRAIN PUMPS.
12. ALL CONDENSATE DRAIN PIPEWORK SHALL BE PROVIDED WITH DRY TRAPS.
13. CONDENSATE DRAIN PIPEWORK SHALL BE uPVC AND INSULATED WITH 9MM THICK TUBULAR INSULATION.
14. OUTDOOR UNITS SHALL BE INSTALLED ON SUITABLE STRUCTURAL SUPPORTS/BASES WITH ADEQUATE SERVICE AND AIRFLOW CLEARANCES.
15. FIRESTOP ALL PIPEWORK AND CABLE PENETRATIONS THROUGH FIRE-RATED WALLS AND FLOORS USING APPROVED FIRESTOPPING SYSTEMS.

LEGENDS

- Gas Refrigerant Line
- Liquid Refrigerant Line
- Chilled Water Supply (20mm Ø)
- Chilled Water Return (20mm Ø)
- Pipe Continuation
- Pipe Rise Drop
- Mains Water Supply (15mm Ø)
- Condensate Drain Line
- 4 Way Cassette Indoor Unit
- Hi Wall Type Indoor Unit
- Wall Mounted Room Controller
- Master Controller 306mm x 71.8mm x 211mm
- XX OW / 01 — Indoor Unit Tag Sea Horse Ward - SHW Orchids Ward - OW
- XX OCN / 01 — Outdoor Unit Tag Sea Horse Ward - SHW Orchids Ward - OW
- XX HBC / 01 — Hybrid Branch Controller Tag Sea Horse Ward - SHW Orchids Ward - OW
- Sub Distribution Board
- Switched Spur Outlet cabled in 3 core 4mm²
- 3 Phase Isolator cabled in 5 core XLPE/SWA 6mm²
- AC — Power supply to Indoor Air Conditioning Unit
- BC — Power supply to Branch Controller
- MC — Power supply to Master Controller

| Revision | Date | No. | Checked |
|---|---|---|---|
| | | | |
| | | | |
| | | | |
| | | | |
| | | | |
| | | | |
| | | | |
| | | | |
| | | | |
| | | | |
| - | - | - | - |

Douglas Carroll
CONSULTING ENGINEERS
Office 7, 3rd Floor, Station House, Railway Square, Waterford, IE.
X91 XKBY
Tel: 051-306670 Web:www.dceng.ie E-mail: info@dceng.ie
Douglas Carroll Consulting Engineers Ltd trading as Douglas Carroll Consulting Engineers

| | |
|---|---|
| Project: Air Conditioning Installation Seahorse and Orchid Wards at CUH | Client: Health Services Executive South |
| Drawing Discipline: Mechanical Services Installation | |
| Drawing Title: Orchid Ward Air Conditioning Layout | |

| Scale | Drawing Size | Drawing by | Checked by | Date |
|---|---|---|---|---|
| Refer to Scaleber (1:100 at A1) | A1 | RK | DA | 05-10-2026 |

| Document Number | Suitability | Revision | DC REF | Stage |
|---|---|---|---|---|
| Project - Zone-System-Level - Type - Originator - Role - Number 26048-XX-57-L02-DR-DCCE-EM-12002 | - | - | W26-048 | Tender |